

Visual Arts Design

3D FOUNDATIONS

one
credit

Mrs. Jaynes


Room 49

406-324-2332

ijaynes1@helenaschools.org

welcome

to 3D art



In this class you will learn how to creatively problem solve and tackle artistic challenges, while learning life long skills such as persistence, reflection, observation, and self critique. As this is an introductory class you will begin the course with learning the basics and tackling new 3D medias and more challenging techniques as the year progresses. We will start the year with paper arts, working our way through fiber arts, stained glass and glass fusing, copper jewelry and enameling, and ending with batik and woodburning.



expectations



be on time



bring your pencil and sketchbook each day



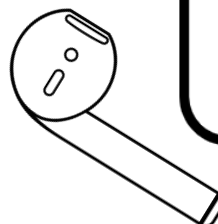
help with clean up daily
(even if it's not your mess!)



respect yourself, your peers
(this includes opinions and property!)
and school staff & property



take responsibility for your own learning
ie. ask for help on techniques or ideas,
stay focused during work time given



You must ask permission to use cellphones in class.


Cell phones need to be put into the classroom holder at the beginning of class or kept in your backpack.

You are allowed to listen to music with headphones only during "student work time". You are not allowed to listen during presentations, demos, or any group instruction time.

Airpods may not be worn during instruction. Please remove them from your ears.

Misuse of cell phones or headphones will result in loss of privilege.

cell phone policy



grades

and how they're weighted

20%

FORMATIVE

Do you put forth a consistent, solid effort in class? Do you keep your eyes open & your head off your desk? Do you ask questions & power through, trying your best when challenged? Effort, after all, not talent is the single most important quality of an artist.

Do you come to class on time? Are you here mentally as well as physically? Did you miss a class period? If it was excused & any work done that day was made up, then no problem! If not, the hour can be made up on your own time.

80%

SUMMATIVE

DO YOU COMPLETE YOUR WORK & SUBMIT IT FOR GRADING?

DO YOU INVEST SOLID EFFORT EVEN IF IT'S OUT OF YOUR COMFORT ZONE OR DEMANDS TECHNIQUE YOU'RE NOT USED TO?	93-100	A
	90-92	A-
	87-89	B+
	83-86	B
	80-82	B-
EVERY PROJECT IS EVALUATED BASED ON THE FOLLOWING:	77-79	C+
	73-76	C
	70-72	C-
	68-69	D+
	66-67	D
	60-65	D-
	0-59	F



- planning
- originality and creativity
- elements of design
- craftsmanship
- effort and focus
- specific criteria for the project

commonly asked questions

I know I can do better... can I resubmit work?

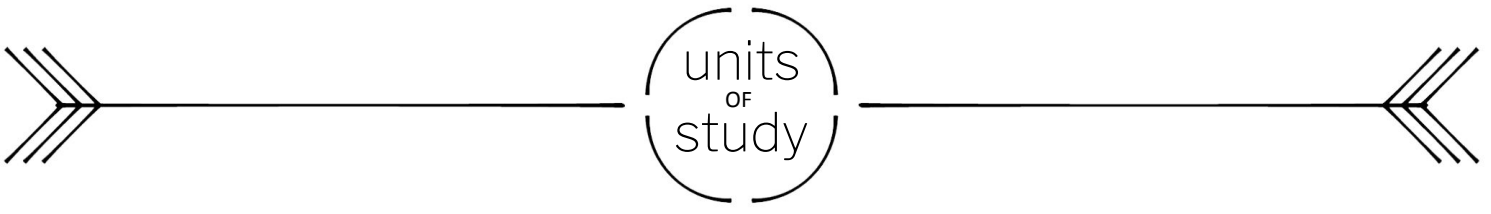
We learn more from our mistakes than we do from our successes, and a willingness to admit we have room to grow is the hallmark of any great artist. If you get a grade back you're not happy with, don't stress out - simply consider its critique or ask for help, then resubmit! Even an 'F' can jump to an 'A' if you're willing to give it the time and effort it demands!

Do I lose points for late work?

No. BUT...If late work is submitted late, it CANNOT be resubmitted for full or even more credit. If, however, you are working hard yet have only a partially completed project, submit it anyway! You may get a low grade, BUT, if you submit a project, even an unfinished one on the due date, you can get it critiqued & have the option to still resubmit for full credit. In other words, it's ALWAYS better to submit something rather than nothing at all.

I'm not the best artist... will I struggle?

The question, I'm afraid is a wrong one. Artistic skill is learned, not inherited (& science will back me up). No one enters a math class expecting to receive a grade for what they already know & an 'F' if they don't understand the next semester's worth of material they haven't yet heard about. In art class, one is graded on the application of fundamentals covered in class & their work ethic, NOT personal style or skill level.



Unit 1: Paper Arts

Unit 2: Fiber Arts

Unit 3: Glass Arts

-Glass Etching

-Stained Glass

-Glass Fusing

Unit 4: Jewelry Making

-Copper Cutting

-Copper enameling

Unit 5: Batik

Unit 6: Intro to Woodburning



Share this syllabus with your parents and let them know what you'll be up to this year, and return with your parent or guardian's signature as well as your own for extra credit. It's important to include your family in your education to ensure you get the help, reminders, and support you need to succeed.

your signature

your parent/guardian's signature